



The **BEHAVIORAL HEALTH SERVICES ASSOCIATION OF SOUTH CAROLINA** recognizes the need for community-based services. Our 33 local providers offer a wide array of prevention, intervention and treatment services in the field of alcohol and other drug abuse services. These single and multi-county providers offer services in all 46 counties of South Carolina. Each year, more than 50,000 individuals statewide receive direct intervention and/or treatment services from our agencies. Since its creation in 1973, the system has provided services for more than 1 million South Carolinians.

## **MISSION:**

The mission of BHSA, an association of the local substance abuse authorities, is to represent and support member agencies in the provision of quality behavioral health services in South Carolina.

## **BHSA SERVES**

### **Women and Children**

- During FY 2009 more than **5,800 women** with minor children came into our services
- Of those women, **482** received services in a residential setting

### **Families**

- During FY 2009, **352 families** were served through our Intensive Family Services (IFS)

### **Adolescents**

- During FY 2009, **8,824 adolescents** were served by BHSA members

**Total Receiving Treatment in FY10 – 51,664** (This includes men, women, and children)

## **MEETING THE NEEDS OF OUR COMMUNITY**

### **Licensed and Certified Staff**

- The 301 system employs over 500 Counselors/ADSAP staff
- Of these counselors, 52% are credentialed and/or licensed

### **33 Commissions with services that include:**

(see attached map for breakdown of services by county)

- |                       |                          |
|-----------------------|--------------------------|
| Outpatient Services   | Drug Courts              |
| ADSAP                 | Methadone Programs       |
| Criminal Intervention | Family Services          |
| Prevention            | Halfway Houses           |
| Detox Facilities      | The Bridge Program       |
| Residential Treatment | Alcohol Enforcement Team |

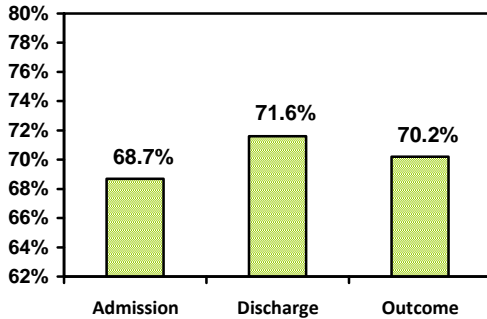


## ACCOMPLISHMENTS

Clients who came through our services in 2009 were:

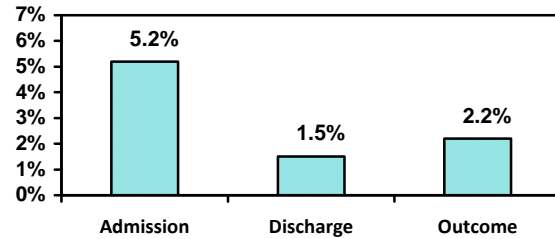
### Employed More

% of Clients Employed in Prior 30 Days -  
(Labor Force Eligible Only and Age > 15.99)



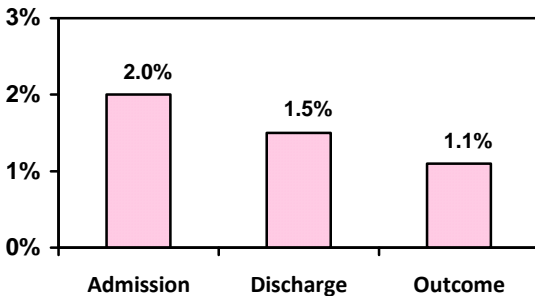
### Arrested Less

% Reduction in Arrests Prior 30 Days -  
(All Clients)



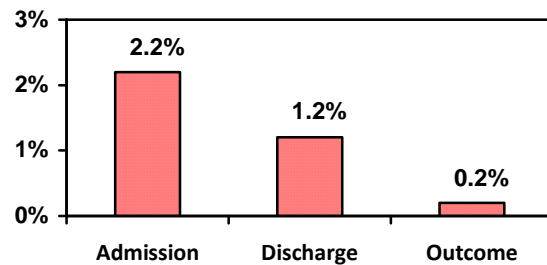
### Stably Housed

% Homeless in Prior 30 Days -  
(Age 18 & Up)



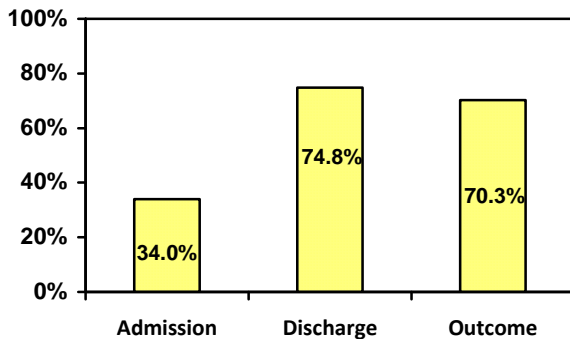
### Used the Emergency Department Less

% ER Use (Alcohol-Drug Related) in Prior 30  
Days (All Clients)

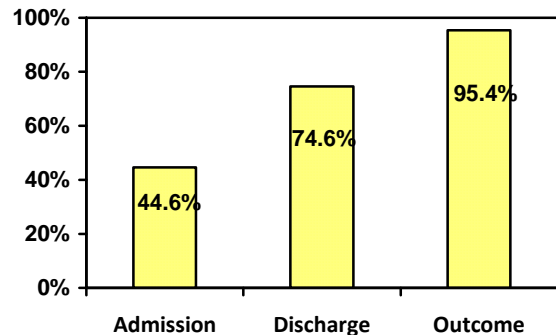


### Were Clean and Sober

% of Alcohol Abstinence in Prior 30 Days



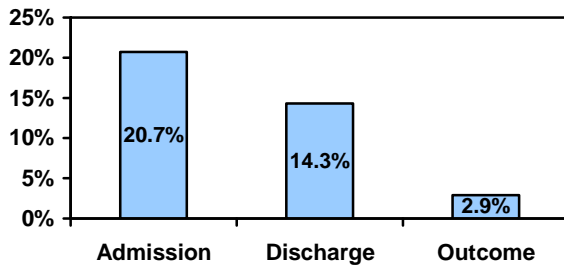
% of Drug Abstinence in Prior 30 Days



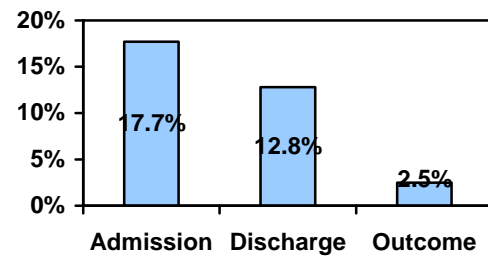


## Showed Improvement in Physical and Mental Health Status

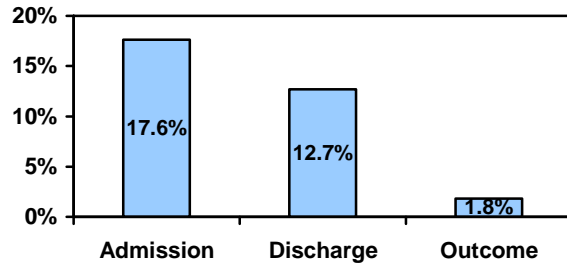
Stress Related to AOD use



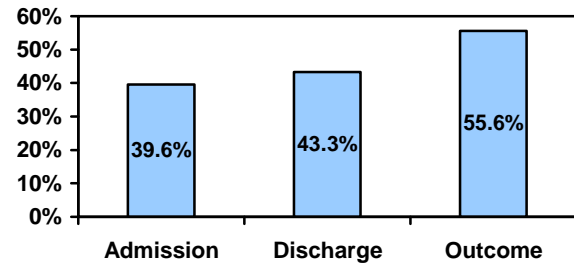
Emotional Problems Related to AOD



Reduced Activities Related to AOD



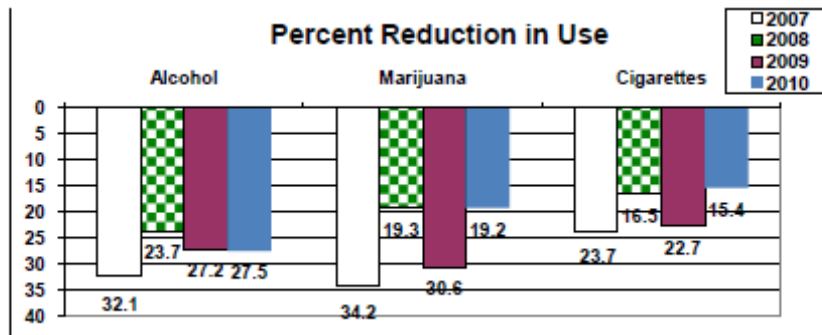
Percent Rating Their Health as Very Good or Excellent



## PREVENTION

### Prevention reaches

- During FY 2009 approximately 1 million South Carolinians received prevention services.
- Outcomes for multi-session prevention education programs for youth ages 10 to 20 included.





## PREVENTION

### Effectiveness of Alcohol Enforcement Teams (AET)

- For FY10, there were 6,188 compliance checks made under the auspices of the AET effort.
- Law enforcement prevented or dispersed 233 underage parties.
- There were 529 checkpoints on South Carolina's highways, with more than 1,114 tickets being written, including 236 underage violations.

## RECOVERY ORIENTED SYSTEMS OF CARE

### Overview

- A recovery-oriented systems approach supports person-centered and self-directed approaches to care that build on the strengths and resilience of individuals, families, and communities to take responsibility for their sustain health, wellness, and recovery from alcohol and drug problems.
- BHSA hosted a meeting with Faces and Voices of Recovery SC educating leaders on Recovery Oriented Systems of Care and how to develop the framework in South Carolina.

## IMPORTANCE TO SOUTH CAROLINA

- FY 2010 provided treatment and intervention services to 51,664 South Carolinians, of the estimated 236,000 needing our services.
- During FY 2010, \$36.03 million was spent on prevention, intervention and treatment services, thereby saving the citizens of South Carolina approximately \$268.78 million in associated costs.

